



Mula Education Society's

Arts, Commerce and Science College, Sonai

Tal. Newasa, Dist- Ahmednagar – 414105



Ph.: 02427-231384 Email: sonaicollege@yahoo.co.in, mesacsccollege@gmail.com Website: www.acsonaicollege.com
Affiliated to SavitribaiPhule Pune University, Pune (I.D.PU/AN/ASC/031/1989)
NAAC Re-accredited with 'A' Grade, DBT Star College Scheme, ISO 9001: 2015 Certified, AISHE Code – C-42096

Feedback Analysis Report 2022-23

Teachers Feedback on Academic Performance and Ambience of the Institution

Sr. NO	Questionnaire	Unsatisfactory	Satisfactory	Good	Excellent
1	Syllabus Coverage in the institution within the stipulated time provided.	2	0	4	53
2	Conduction of internal and external Examination.	1	1	10	47
3	Academic facilities like smart classrooms, seminar halls, ICT and library facilities.	1	1	15	42
4	Academic performance of students	1	1	30	27
5	E-library facilities available in the institution	1	3	21	34
6	Ambience of the college for effective teaching and learning.	1	1	6	51
7	Information provided in the college website.	2	0	9	48
8	Infrastructure facilities available in	1	1	11	46

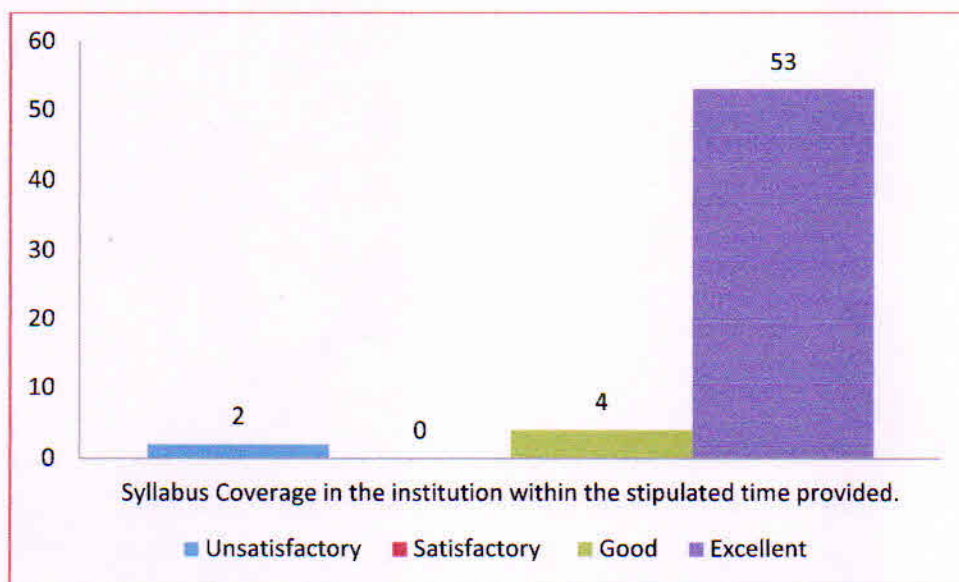


	the college.				
9	The landscape of the college campus.	2	0	6	51
10	Supporting facilities like E-content Development Center, College YouTube Channel and the Institutional Website are useful for developing online lectures and providing study material to students.	2	0	3	54

Feed Back Analysis:

Question-1.


Sr. No.	Questionnaire	Unsatisfactory	Satisfactory	Good	Excellent
1	Syllabus Coverage in the institution within the stipulated time provided.	2	0	4	53
	Percentage %	3.39	0.00	6.78	89.83



Inference: Analysis of feedback collected from faculty on ‘Syllabus Coverage in the institution within the stipulated time provided.’ revealed that 89.83% faculty were highly satisfied with the supporting facilities and rated it as ‘Excellent’. 6.78% rated it as ‘Good’. 3.39% faculty rated it as ‘Unsatisfactory’.

Question-2

Sr. NO	Questionnaire	Unsatisfactory	Satisfactory	Good	Excellent
2	Conduction of internal and external Examination.	1	1	10	47
	Percentage %	1.69	1.69	16.95	79.66

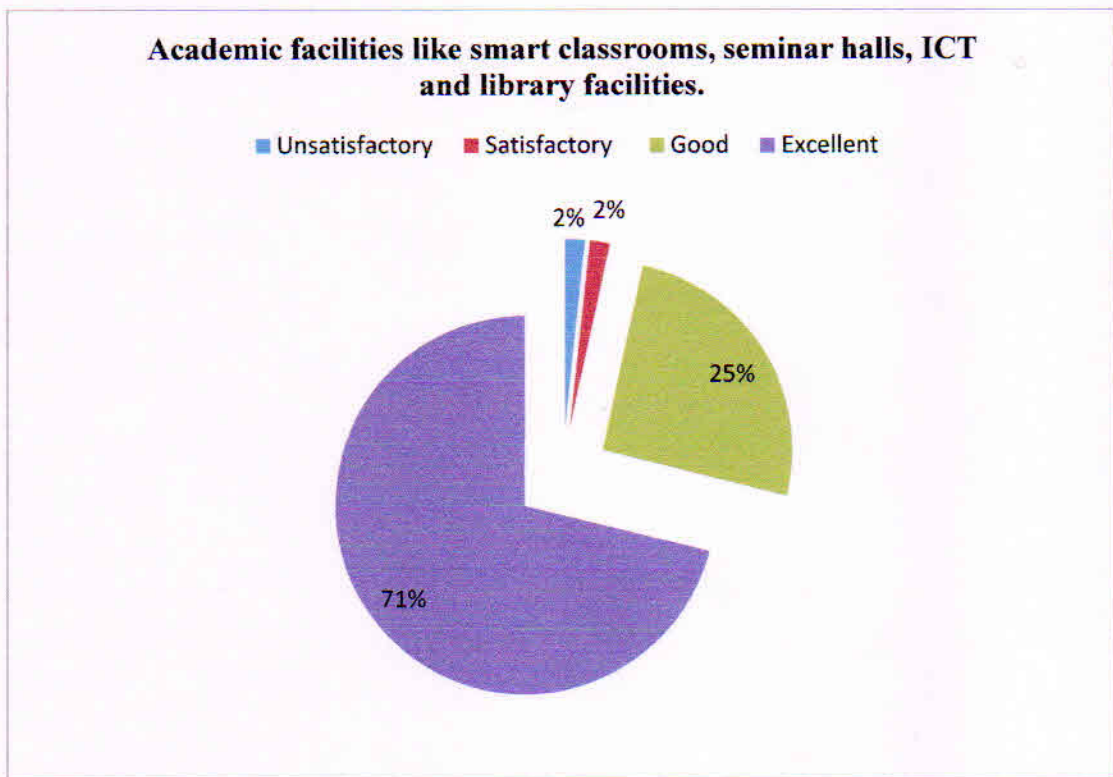


Inference: 89.83% faculty expressed satisfaction with the mode of conduction of internal and external Examinations in the institution. 79.66% rated it as ‘Excellent’. Only 1.69% rated it as ‘Unsatisfactory’.



Question-3

Sr. NO	Questionnaire	Unsatisfactory	Satisfactory	Good	Excellent
3	Academic facilities like smart classrooms, seminar halls, ICT and library facilities.	1	1	15	42
	Percentage %	1.69	1.69	25.42	71.19

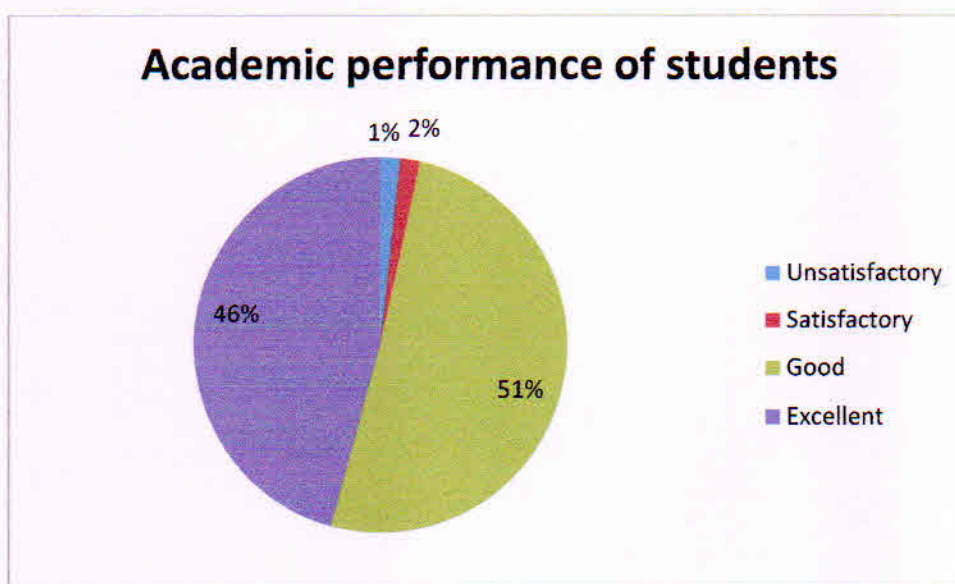


Inference: 89.83% faculty expressed satisfaction with the Academic facilities like smart classrooms, seminar halls, ICT and library facilities available in the institution. 71.19% rated it as “Excellent”. Only 1.69% rated it as ‘Unsatisfactory’.



Question-4

Sr. NO	Questionnaire	Unsatisfactory	Satisfactory	Good	Excellent
4	Academic performance of students	1	1	30	27
	Percentage %	1.69	1.69	50.85	45.76

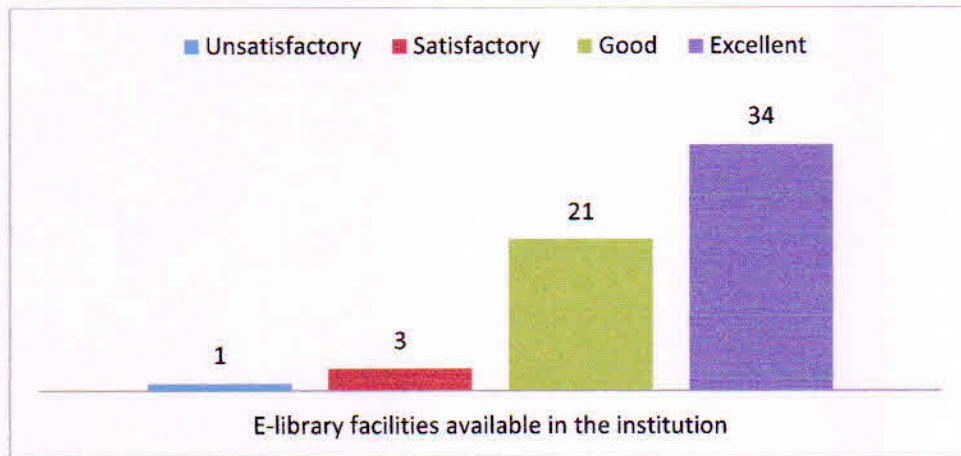


Inference: 50.85% faculty rated that the Academic performance of students as ‘Good’, while 45.76% rated it as “Excellent”. Only 1.69% rated it as ‘Unsatisfactory’.

Question-5

Sr. NO	Questionnaire	Unsatisfactory	Satisfactory	Good	Excellent
5	E-library facilities available in the institution	1	3	21	34
	Percentage %	1.69	5.08	35.59	57.63


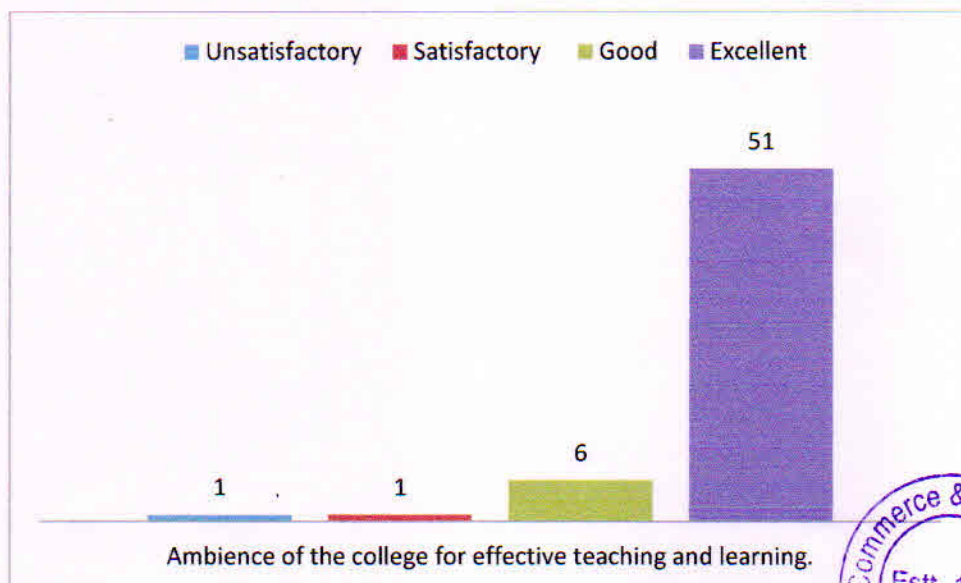




Inference: E-library facilities available in the institution were rated as 'Excellent' by 57.63% faculty while 35.59% rated them as 'Good'. Only 1.69% rated them as 'Unsatisfactory'.

Question-6

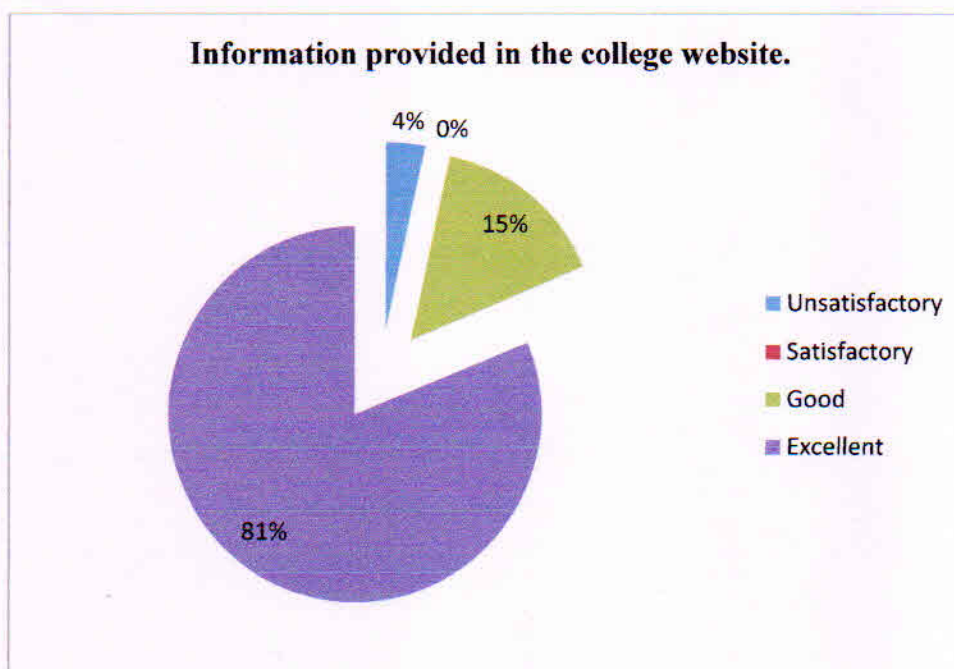
Sr. NO	Questionnaire	Unsatisfactory	Satisfactory	Good	Excellent
6	Ambience of the college for effective teaching and learning.	1	1	6	51
	Percentage %	1.69	1.69	10.17	86.44



Inference: Feedback collected from faculty on ‘Ambience of the college for effective teaching and learning’ revealed that 86.44% faculty were highly satisfied with the ambience of the institution and rated it as ‘Excellent’. 10.17% rated it as ‘Good’. Only 1.69% rated it as ‘Unsatisfactory’.

Question-7

Sr. NO	Questionnaire	Unsatisfactory	Satisfactory	Good	Excellent
7	Information provided in the college website.	2	0	9	48
	Percentage %	3.39	0.00	15.25	81.36

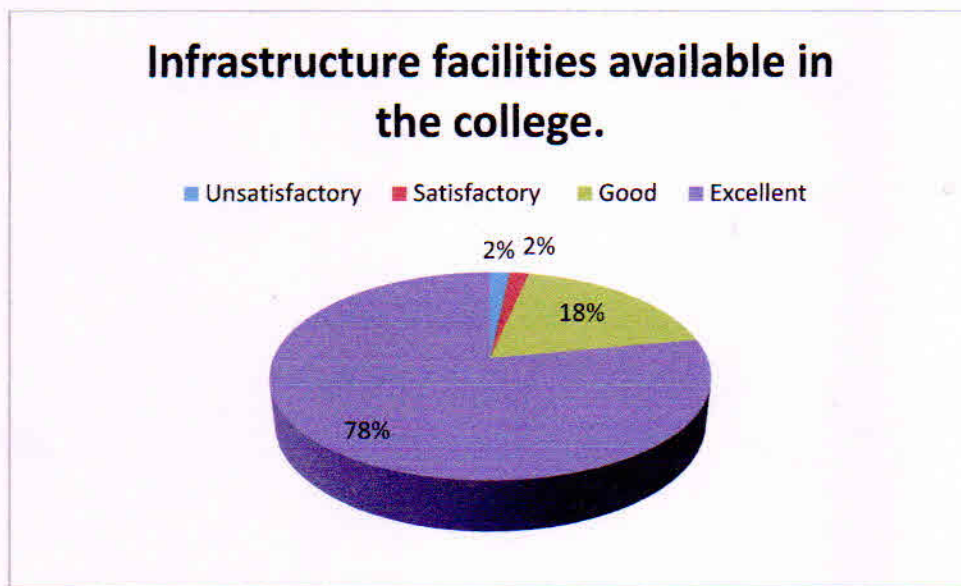


Inference: Information provided in the institutional website was rated as ‘Excellent’ by 81.36% faculty while 15.25% rated them as ‘Good’. Only 3.39% rated them as ‘Unsatisfactory’.



Question-8


Sr. NO	Questionnaire	Unsatisfactory	Satisfactory	Good	Excellent
8	Infrastructure facilities available in the college.	1	1	11	46
	Percentage %	1.69	1.69	18.64	77.97

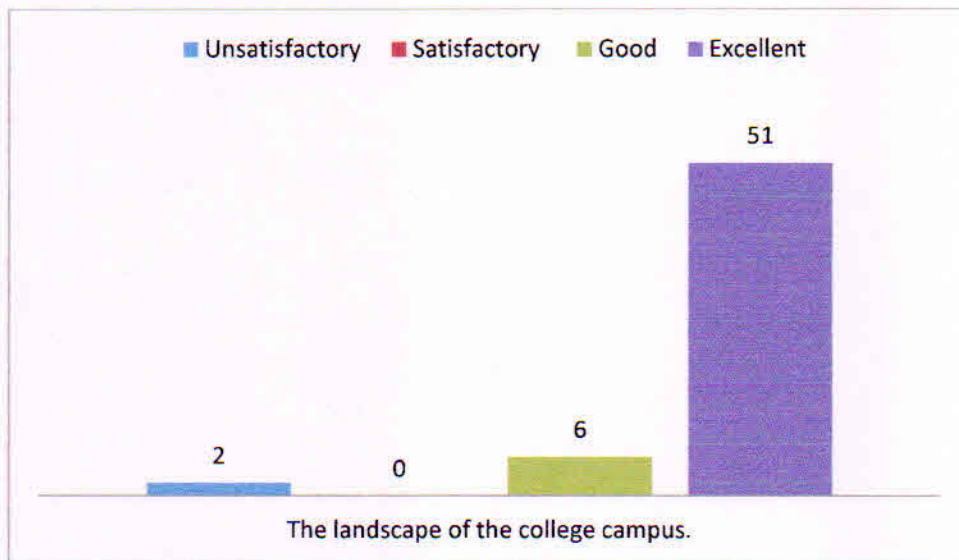


Inference: Infrastructure facilities available in the college was rated as 'Excellent' by 77.97% faculty while 18.64% rated them as 'Good'. Only 1.69% rated them as 'Unsatisfactory'.

Question-9:

Sr. NO	Questionnaire	Unsatisfactory	Satisfactory	Good	Excellent
9	The landscape of the college campus.	2	0	6	51
	Percentage %	3.39	0.00	10.17	86.44



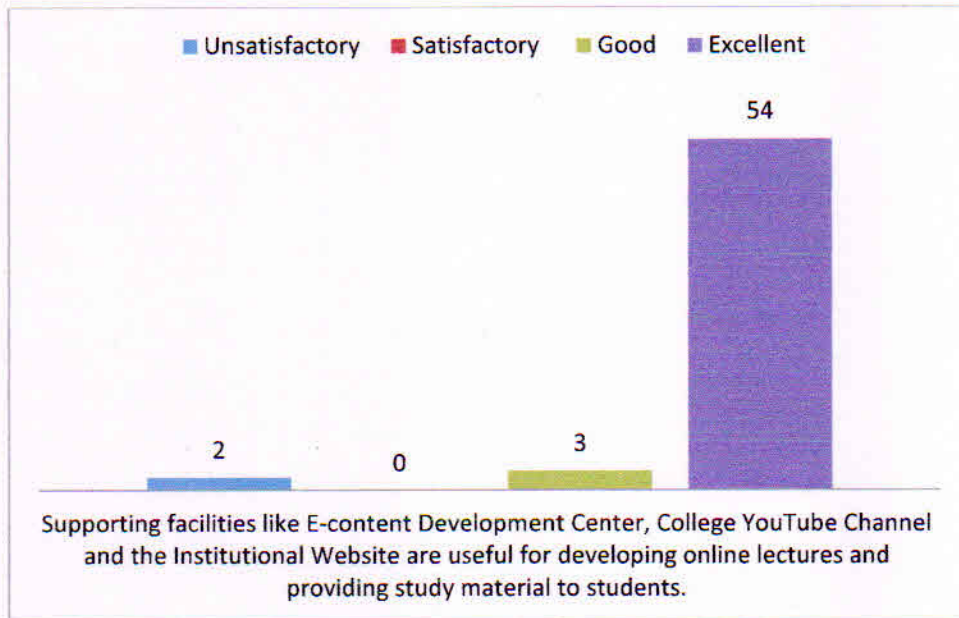


Inference: 86.44% faculty rated that, 'The landscape of the college campus'.as "Excellent". 10.17% rated it as 'Good' and 3.39% rated it as 'Unsatisfactory'.

Question-10

Sr. NO	Questionnaire	Unsatisfactory	Satisfactory	Good	Excellent
10	Supporting facilities like E-content Development Center, College YouTube Channel and the Institutional Website are useful for developing online lectures and providing study material to students.	2	0	3	54
	Percentage %	3.39	0.00	5.08	91.53





Inference: Analysis of feedback collected from faculty on ‘Whether the supporting facilities like E-content Development Center, College YouTube Channel and the Institutional Website are useful for developing online lectures and providing study material to students’ revealed that 91.53% faculty were highly satisfied with the supporting facilities and rated it as ‘Excellent’. 5.08% rated it as ‘Good’. 3.39% faculty rated it as ‘Unsatisfactory’.



[Signature]
Principal
 Mula Education Society's
 Arts, Commerce & Science College
 Sonai, Tal. Newasa, Dist. A'Nagar