



Mula Education Society's

**Arts, Commerce and Science College, Sonai**

**Tal. Newasa, Dist- Ahmednagar – 414105**



Ph.: 02427-231384 Email: sonacollege@yahoo.co.in,

mesacsccollege@gmail.com Website: www.acssonaicollege.com


Affiliated to SavitribaiPhule Pune University, Pune (I.D.PU/AN/ASC/031/1989)

NAAC Re-accredited with 'A' Grade, DBT Star College Scheme, ISO 9001: 2015 Certified, AISHE Code – C-42096

## Feedback Analysis Report 2022-23

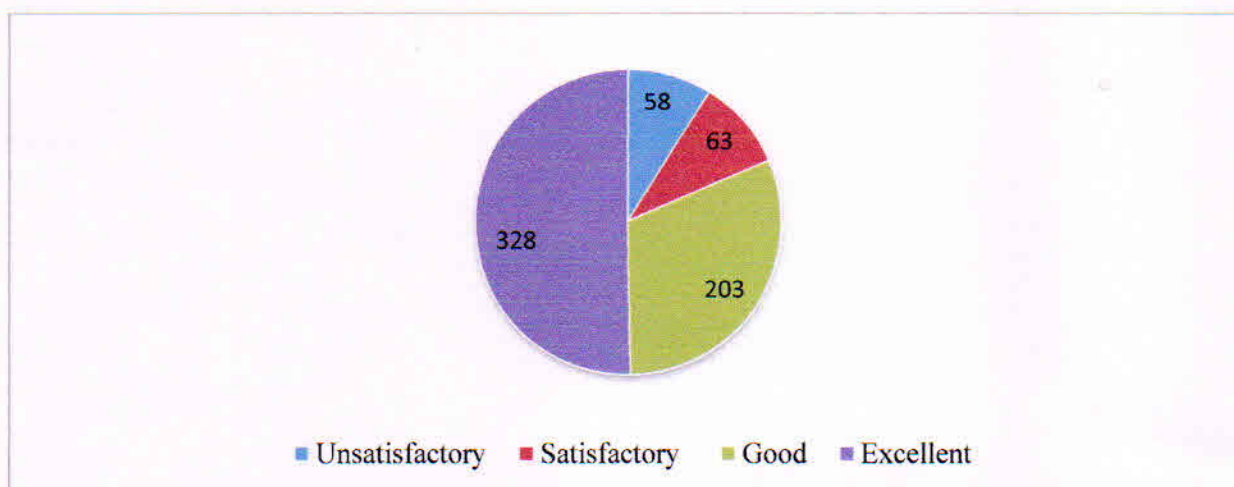
### Student Feedback on Academic Performance and Ambience

Sr. No.	Questionnaire	Unsatisfactory	Satisfactory	Good	Excellent
1	Teachers supplement the classroom teaching with use of ICT enabled technologies	58	63	203	328
2	The institution continuously monitors the performance of students by conducting regular tests/ tutorials /seminars/ home assignments	35	61	178	378
3	Internal and external examinations are conducted in conducive, quiet and pleasant atmosphere.	36	48	183	385
4	The institution takes active interest in promoting research and organizing field visits/study tours for students.	43	61	193	355
5	The extra-curricular activities like NSS and NCC organized by the college	37	39	149	427
6	Ambience of the college for effective learning.	36	60	198	358
7	Information provided in the college website.	36	45	157	414
8	Infrastructure facilities available in the college.	40	56	171	385
9	The landscape of the college campus.	41	58	165	388



10	Supporting facilities like hostels/Canteen/Mess/Computer and internet/library/sports, available in the institution.	43	50	130	429
----	---	----	----	-----	-----

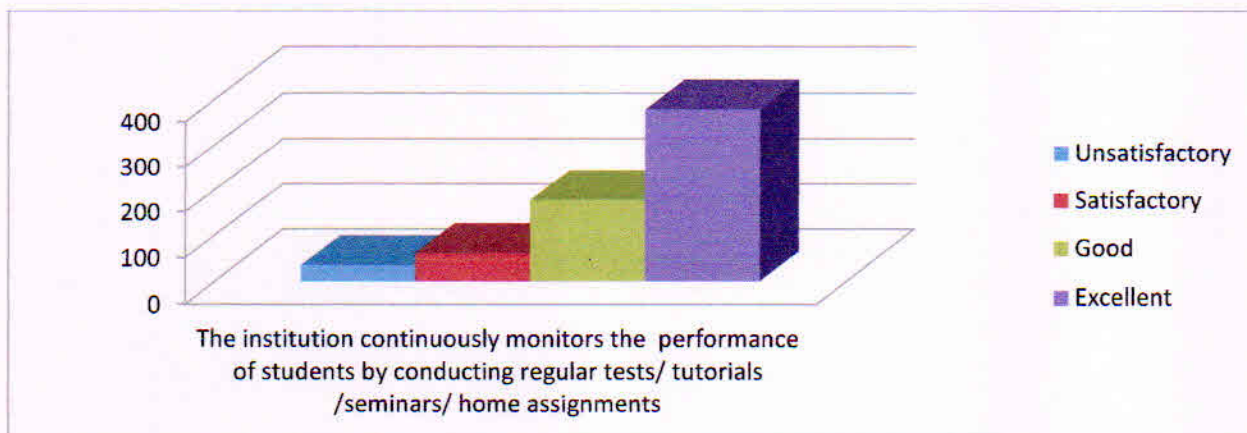
Sr. No.	Questionnaire	Unsatisfactory	Satisfactory	Good	Excellent
1	Teachers supplement the classroom teaching with use of ICT enabled technologies	58	63	203	328
	Percentage %	8.90	9.66	31.13	50.31



The above data shows that 91.00% students expressed satisfaction with the present state of teachers supplementing the classroom teaching with use of ICT enabled technologies. About 9.0% students expressed dissatisfaction, while 31% rated it as 'Good' and 50% rated it as 'Excellent'.

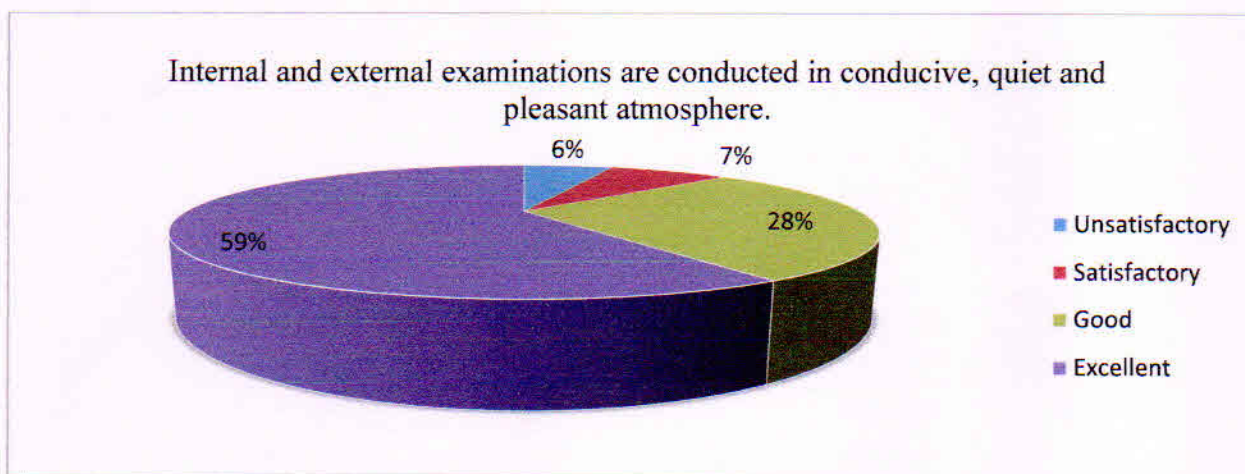
Sr. No.	Questionnaire	Unsatisfactory	Satisfactory	Good	Excellent
2	The institution continuously monitors the performance of students by conducting regular tests/ tutorials /seminars/ home assignments	35	61	178	378
	Percentage %	5.37	9.36	27.30	57.98





**Inference:**94.63% of the students are in favour of the fact that the institution continuously monitors the performance of students by conducting regular tests/ tutorials/seminars/home assignments. An insignificant proportion (5.37%) expressed dissatisfaction with continuous monitoring system.

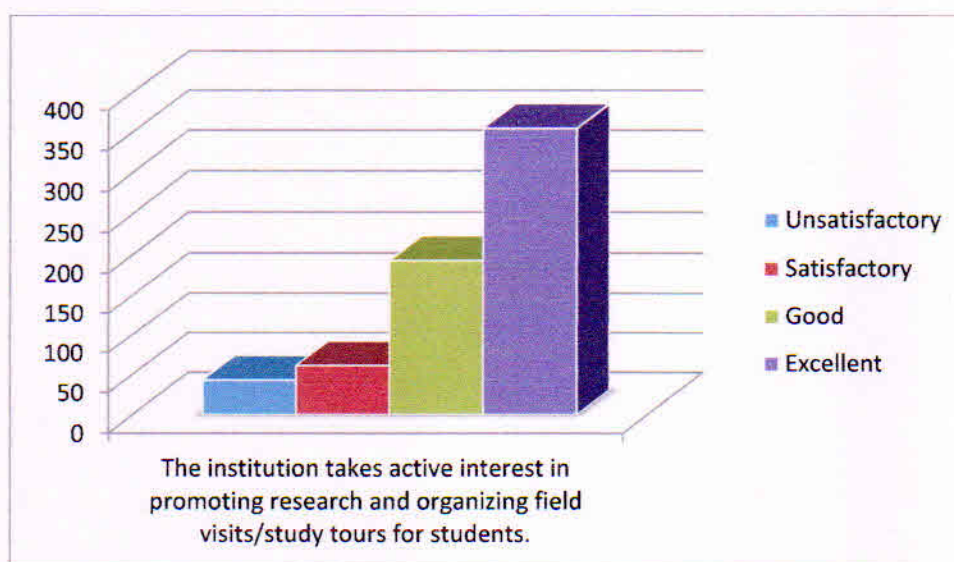
Sr. No.	Questionnaire	Unsatisfactory	Satisfactory	Good	Excellent
3	Internal and external examinations are conducted in conducive, quiet and pleasant atmosphere.	36	48	183	385
	Percentage %	5.52	7.36	28.07	59.05



**Inference:**94.48 % of the students agreed that internal and external examinations are conducted in conducive, quiet and pleasant atmosphere while 5.52% students expressed dissatisfaction.



Sr. No.	Questionnaire	Unsatisfactory	Satisfactory	Good	Excellent
4	The institution takes active interest in promoting research and organizing field visits/study tours for students.	43	61	193	355
	Percentage %	6.60	9.36	29.60	54.45



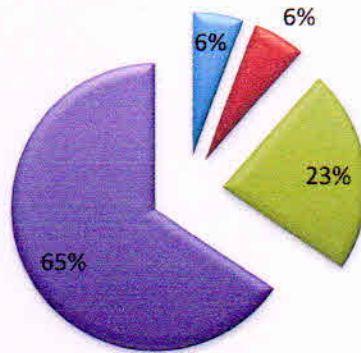
93.40% of the students believe that the institution takes active interest in promoting research and organizing field visits/study tours for students.

Sr. No.	Questionnaire	Unsatisfactory	Satisfactory	Good	Excellent
5	The extra-curricular activities like NSS and NCC organized by the college	37	39	149	427
	Percentage %	5.67	5.98	22.85	65.49



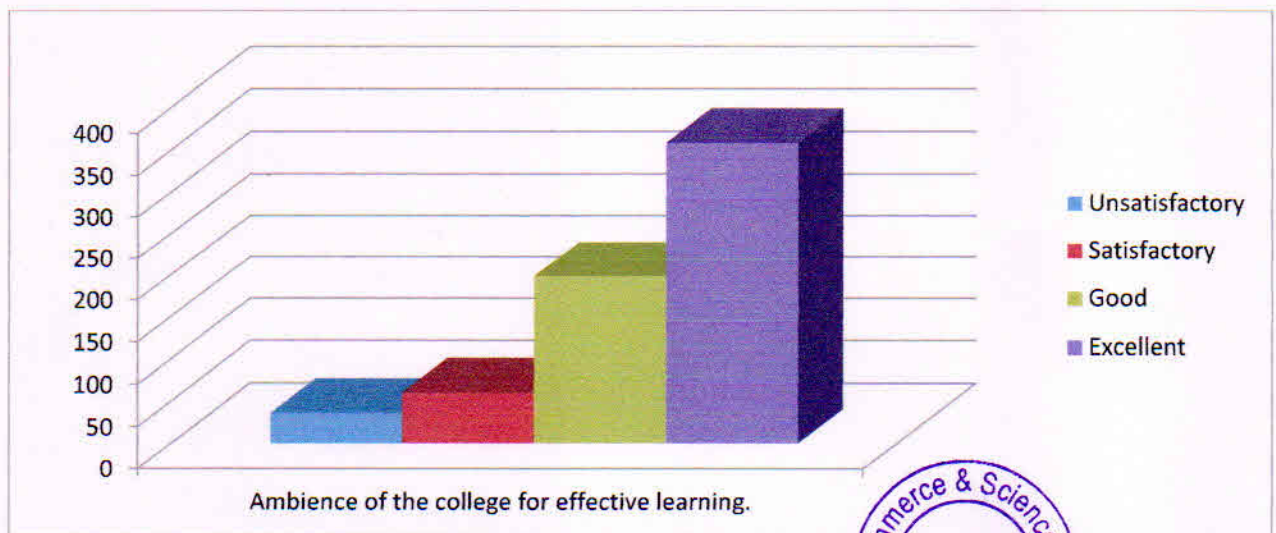
**The extra-curricular activities like NSS and NCC organized by the college**

■ Unsatisfactory ■ Satisfactory ■ Good ■ Excellent



65% students rated the extracurricular activities organized by the institution as ‘Excellent’, while 23% rated them as ‘Good’. Only a small fraction (6%) expressed dissatisfaction with the activities.

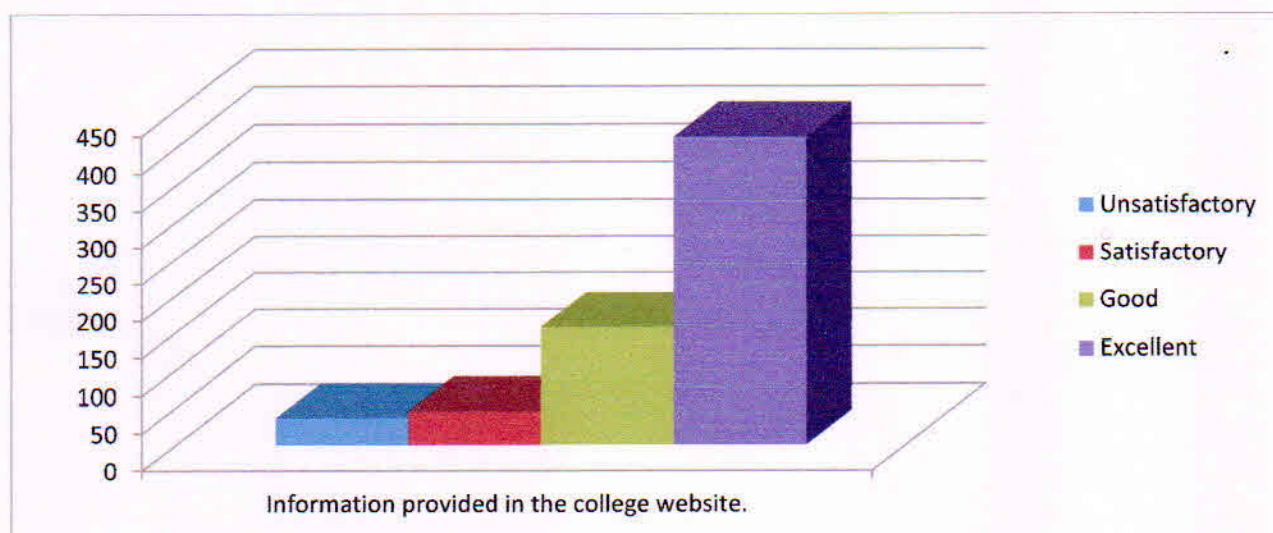
Sr. NO	Questionnaire	Unsatisfactory	Satisfactory	Good	Excellent
6	Ambience of the college for effective learning.	36	60	198	358
	Percentage %	5.52	9.20	30.37	54.91



94.48% of the students are satisfied with the ambience of the college for effective learning.

About 55% of them rated it as 'Excellent'.

Sr. No	Questionnaire	Unsatisfactory	Satisfactory	Good	Excellent
7	Information provided in the college website.	36	45	157	414
	Percentage %	5.52	6.90	24.08	63.50



94.48% of the students are satisfied with the information provided in the college website.

Majority of students (63.5%) rated it as 'Excellent'.

Sr. No	Questionnaire	Unsatisfactory	Satisfactory	Good	Excellent
8	Infrastructure facilities available in the college.	40	56	171	385
	Percentage %	6.13	8.59	26.23	59.05

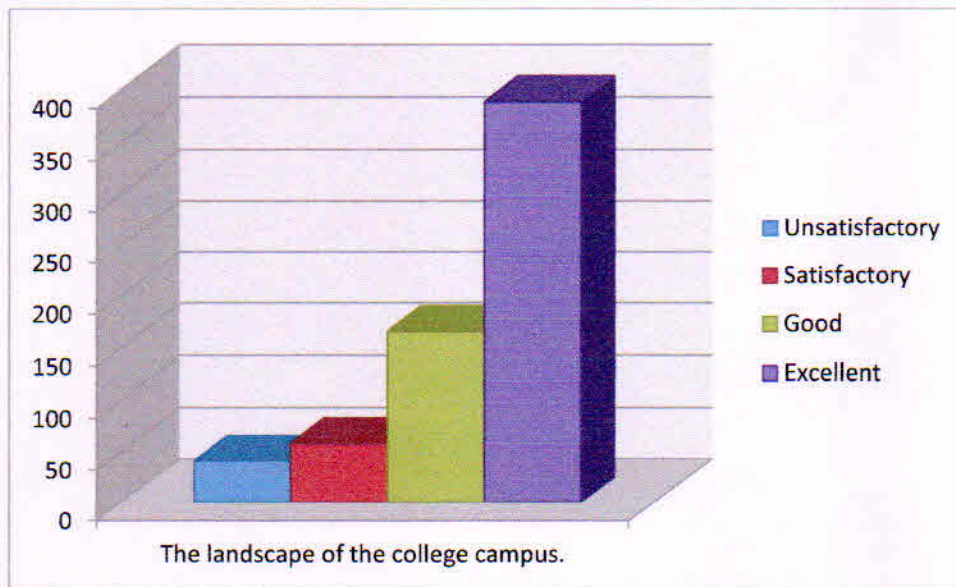


Infrastructure facilities available in the college.



93.87% of the students agree that the infrastructure facilities available in the college are good and excellent. 59% students rated them as 'Excellent' while 26% rated them as 'Good'.

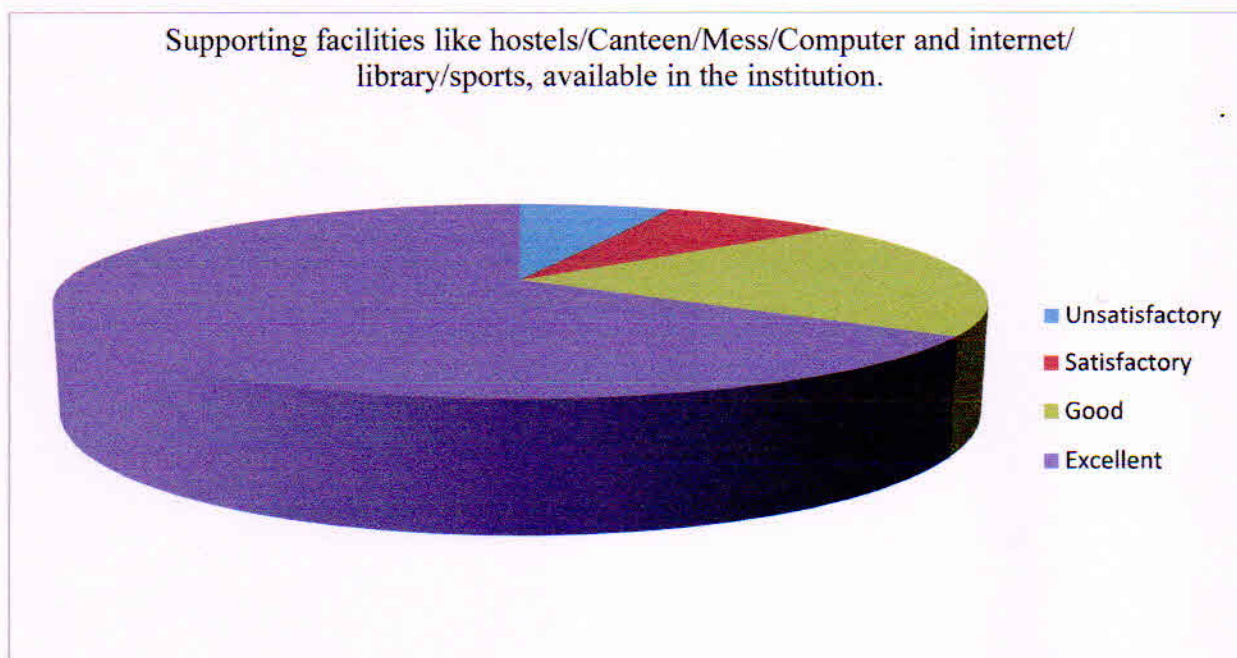
Sr. No.	Questionnaire	Unsatisfactory	Satisfactory	Good	Excellent
9	The landscape of the college campus.	41	58	165	388
	Percentage %	6.29	8.90	25.31	59.51



93.71% of the students are satisfied with the landscape of the college campus. About 60% people rated it as excellent.



Sr. No	Questionnaire	Unsatisfactory	Satisfactory	Good	Excellent
10	Supporting facilities like hostels /Canteen / Mess /Computer and internet / library /sports, available in the institution.	43	50	130	429
	Percentage %	6.60	7.67	19.94	65.80



93.40% of the students are satisfied with the supporting facilities like hostels /Canteen / Mess /Computer and internet / library /sports, available in the institution. 65.80 students rated it as Excellent.



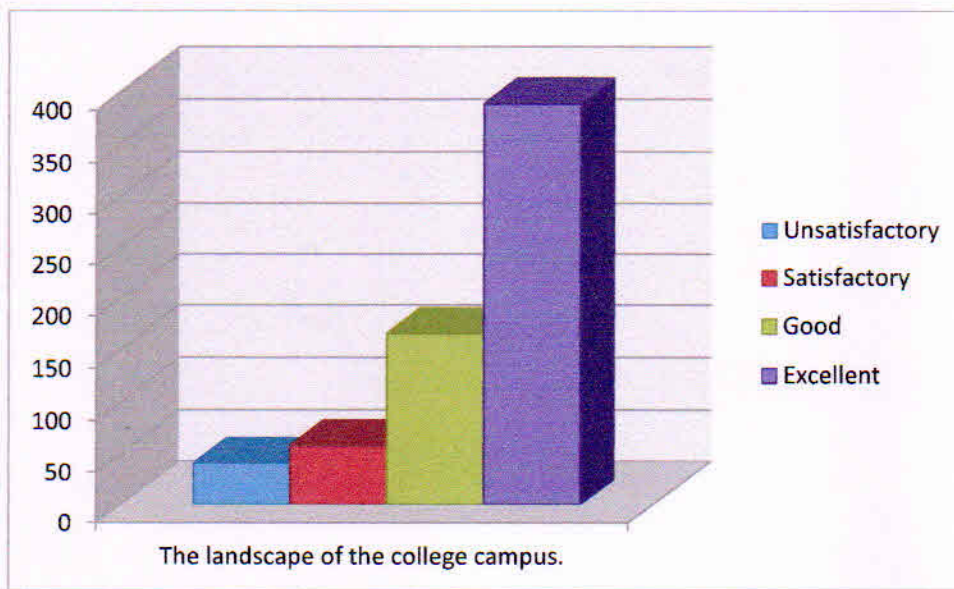


Infrastructure facilities available in the college.



93.87% of the students agree that the infrastructure facilities available in the college are good and excellent. 59% students rated them as 'Excellent' while 26% rated them as 'Good'.

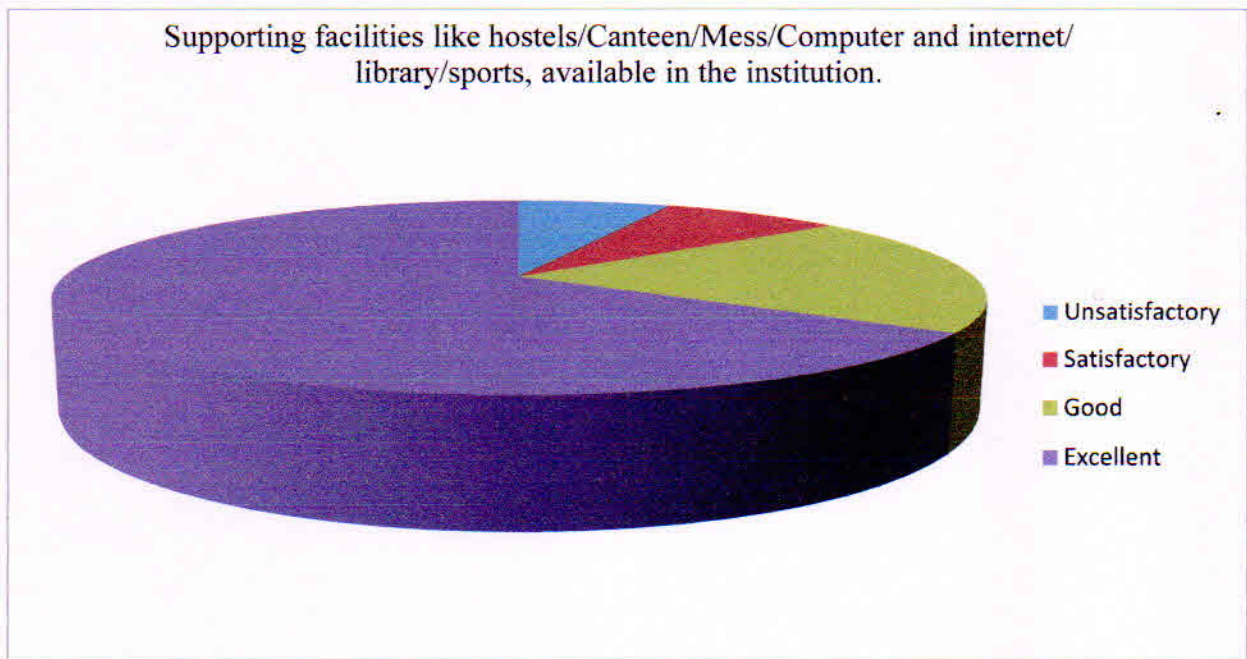
Sr. No.	Questionnaire	Unsatisfactory	Satisfactory	Good	Excellent
9	The landscape of the college campus.	41	58	165	388
	Percentage %	6.29	8.90	25.31	59.51



93.71% of the students are satisfied with the landscape of the college campus. About 60% people rated it as excellent.



Sr. No	Questionnaire	Unsatisfactory	Satisfactory	Good	Excellent
10	Supporting facilities like hostels /Canteen / Mess /Computer and internet / library /sports, available in the institution.	43	50	130	429
	Percentage %	6.60	7.67	19.94	65.80



93.40% of the students are satisfied with the supporting facilities like hostels /Canteen / Mess /Computer and internet / library /sports, available in the institution. 65.80 students rated it as Excellent.



*[Signature]*  
**Principal**  
**Mula Education Society's**  
**Arts, Commerce & Science College**  
**Sonai, Tal. Newasa, Dist. A'Nagar**